

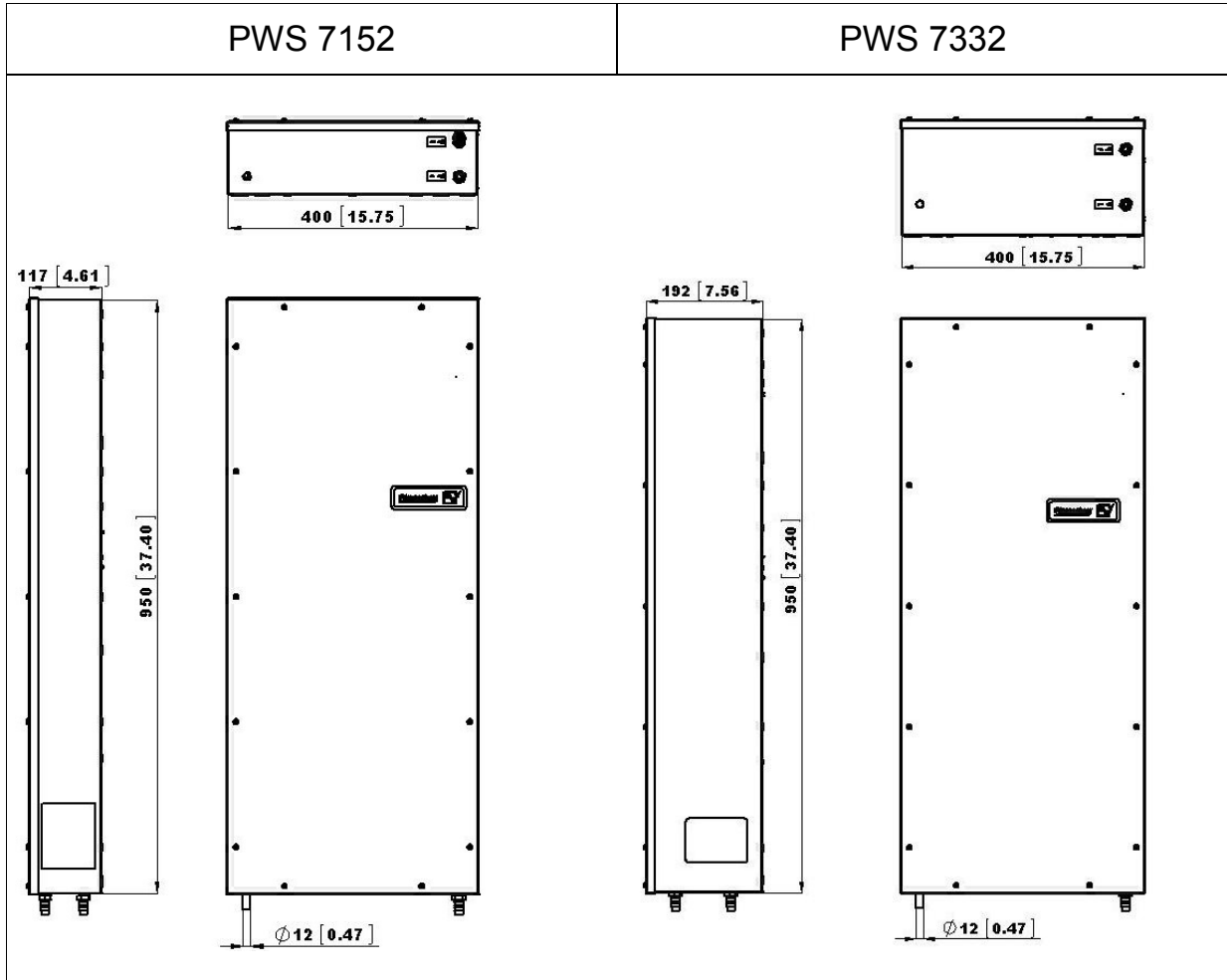
## Contents

1. Technical Data	1
2. Unit (Main Measurements)	2
3. operational Principle	2
4. Mounting Cut Out	3
5. Electrical Connection (External)	3
6. Circuit Diagram (Internal)	4
7. Spare Parts	4

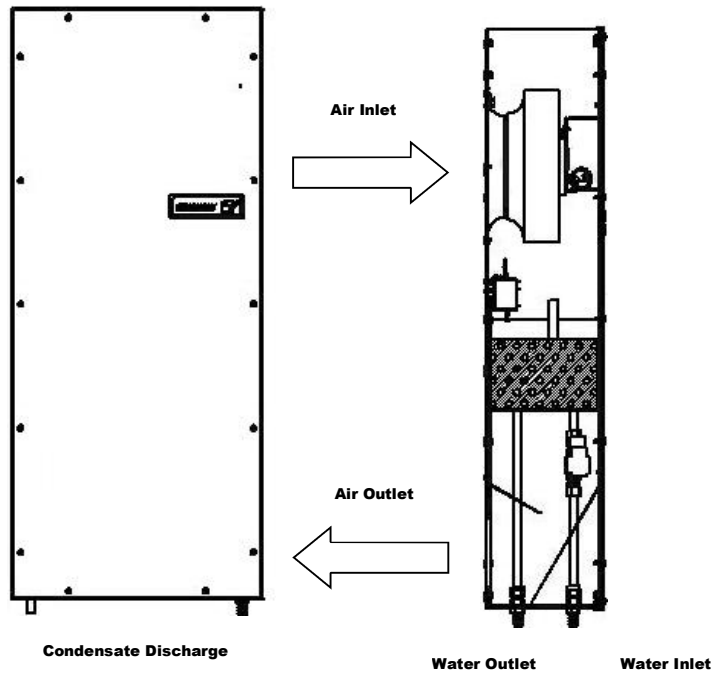
## 1. Technical Data

Model	PWS 7152	PWS 7332
<b>Cooling data</b>		
Cooling capacity at [cab temp. 35°C (95°F) / water temp. 10°C (50°F) / water flow rate 200 l/h]	1500 W	3150 W
Refrigerant	Water	
Thermostat setting (factory set)	+35°C / 95°F	
Thermostat range of adjustment	min. 8°C / 46,4°F - max. 50°C / 122°F	
Water Flow Rate	200 l / h	
Water inlet temperature (nominal / range)	10°C (>+1°C to +35°C)	
Operating pressure	1 to 10 bar	
Air volume	480 m <sup>3</sup> / h	820 m <sup>3</sup> / h
Ambient air temperature	+2°C / 36°F . . . +70°C / 158°F	
Enclosure internal temperature	+25°C / 77°F . . . +45°C / 113°F	
Duty cycle	100 %	
Noise level (1m / 39.4in)	53 db(A)	54 db(A)
Condensation discharge	Drain of condensate	
<b>Electrical data</b>		
Rated voltage	115V / 230V AC	
Mains frequency	60 Hz	
Power consumption	200 W / 185 W	440 W / 385 W
Rated current	1,7 A / 0,75 A	3,8 A / 1,7 A
Starting current	5,1 A / 1,92 A	11,4 A / 6,6 A
Connecting with terminal block	max. 2,5 mm <sup>2</sup> / AWG 16	
Pre-fuse T	4 A gG	6 A gG
Temperature monitoring (alarm)	max. 230V AC, 8 (1,5)A cosφ=1 (0,6) max. 230V DC, 0,25A	
Alarm switch setting (Thermostat Option Only)	+10°C over temperature set point	
<b>Dimensions</b>		
Height x Width x Depth mm (inches)	950 x 400 x 115 (37.4 x 15.8 x 4.5)	950 x 400 x 190 (37.4 x 15.8 x 7.5)
Weight without packaging kg (lbs)	21 (46.3)	23 (50.7)
<b>Other</b>		
Installation attitude	vertical	
Cooling water connection	Hose nipple 13mm (1/2")	
Condensate discharge	Pipe d=12mm	
Unit construction	Steel	
Corrosion protection	galvanized, electrostatically powder coated (200°C / 392°F) / stainless steel	
Protective category (UL)	Type 12 / 3R/4 / 4X (stainless steel)	

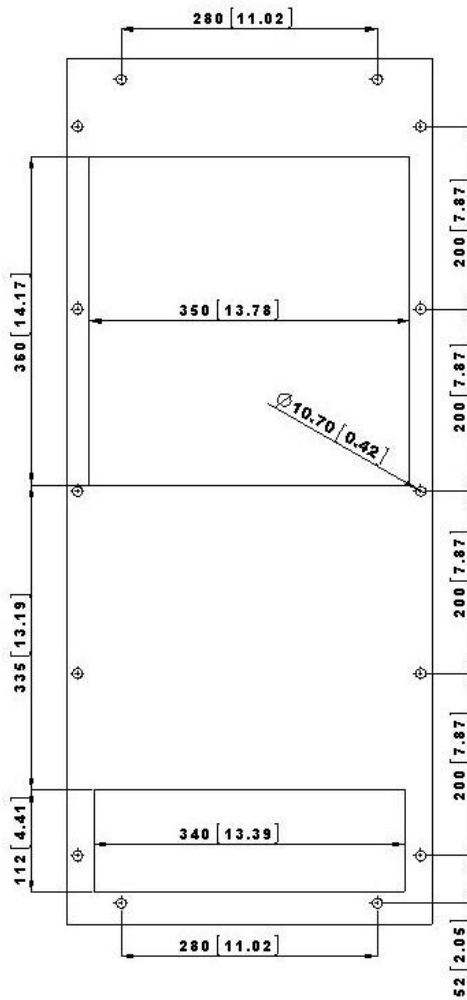
2. unit (main measurements )



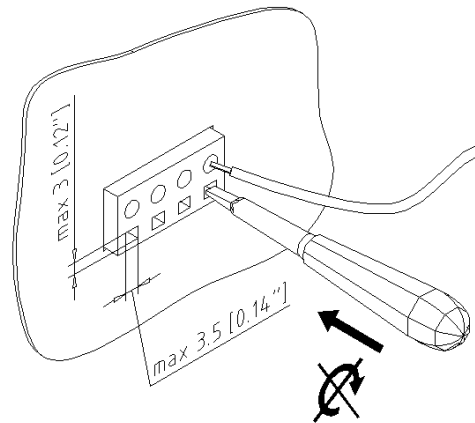
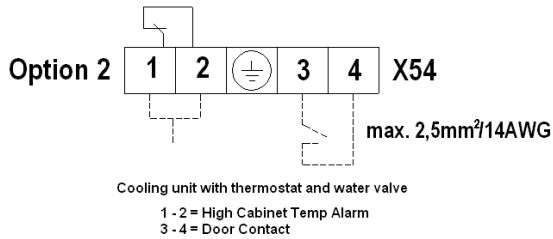
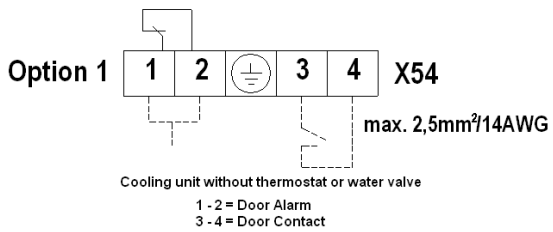
3. operational principle



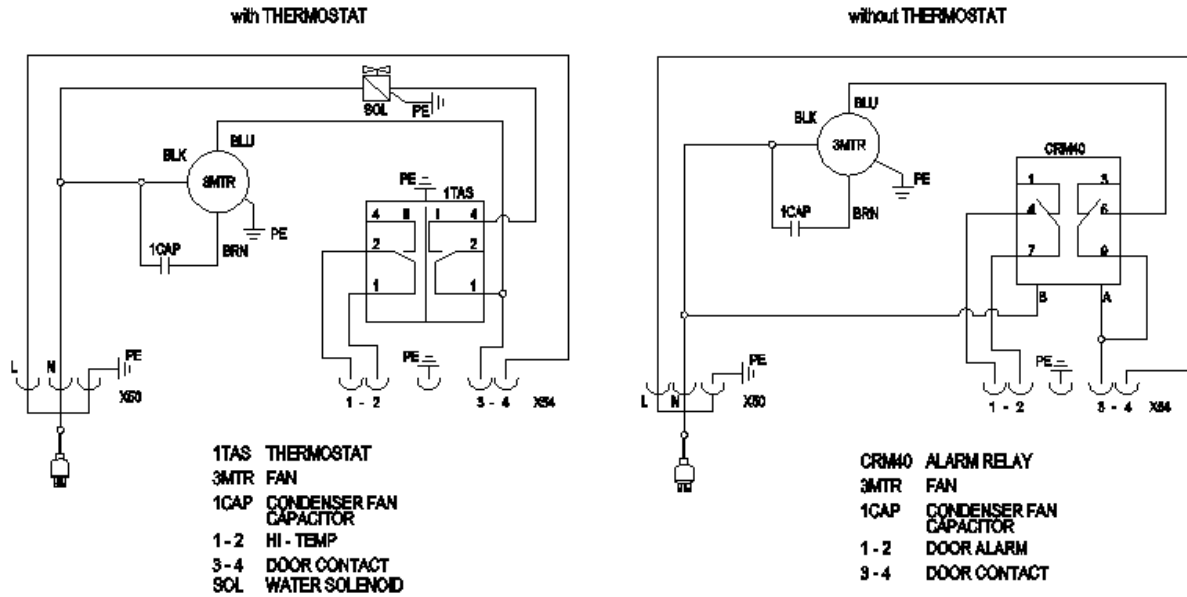
### 4. Mounting cut out



### 5. electrical connection (external)



## 6. Circuit Diagram (internal)



## 7. Spare parts

Please order your spare parts only with the *Pfannenberg*-parts-number.

115V Fan PWS 7152	18711100011	230V Fan PWS 7152	18811100019
115V Fan PWS 7332	18711100005	230V Fan PWS 7332	18811100021
Magnetventil / Single solenoid valve / Électro-vanne	18715000000	Thermostat / thermostat / Thermostat	18713000001