

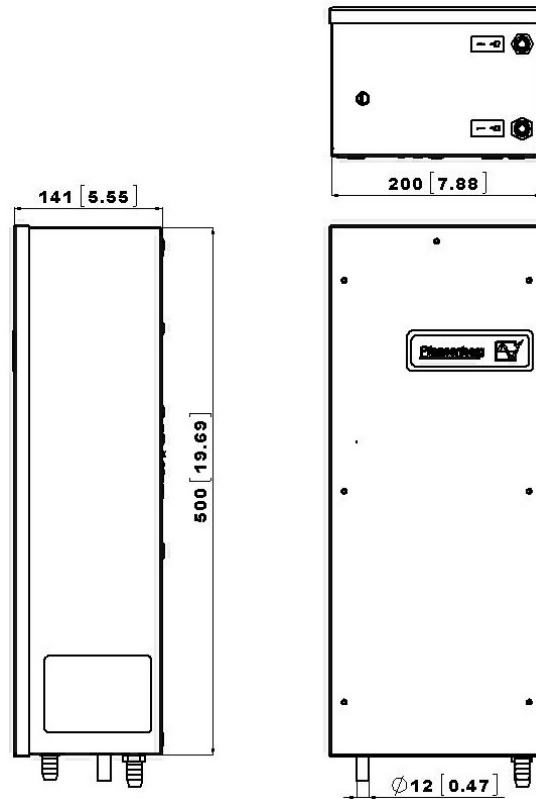
Contents

1. Technical Data	1
2. Unit (main measurements)	2
3. Operational principle	2
4. Mounting cut out /	3
5. Electrical connection (external)	3
6. Circuit Diagram (internal)	4
7. Spare parts	4

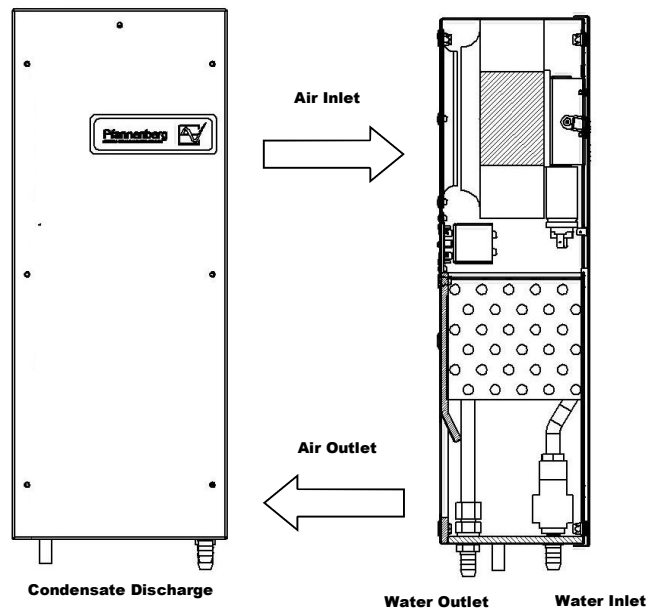
1. Technical Data

Model	PWS 7102
Cooling data	
Cooling capacity at (cab temp. 35°C / water temp. 10 °C/ water flow rate 200 l/h)	950 W
Refrigerant	Water
Thermostat setting (factory setting)	+35°C / 95°F
Thermostat range of adjustment	min. 8°C / 46,4°F - max. 50°C / 122°F
Water flow rate	200 l / h (53 Gal / h)
Water inlet temperature (nominal /range)	10°C (>+1°C to +35°C) / 50°F (>+34°F to +95°F)
Operating pressure	1 to 10 bar (14.5 to 145 psi)
Air volume	260 m ³ / h (153 CFM)
Ambient air temperature	+2°C / 36°F . . . +70°C / 158°F
Enclosure internal temp.	+25°C / 77°F . . . +45°C / 113°F
Duty cycle	100 %
Noise level (1m)	48 db(A)
Condensation discharge	Through condensate drain connection
Electrical data	
Rated voltage	115V / 230V AC
Mains frequency	60 Hz
Power consumption	95 W / 84 W
Rated current	0.69 A / 0.4 A
Starting current	1.4 A / 1.8 A
Terminal connection wire gauge	max. 2,5 mm ² / AWG 16
Pre-fuse T	4 A gG
Temperature monitoring (alarm)	max.230V AC, 8 (1,5)A cosφ=1 (0,6) max. 230V DC, 0,25A
Alarm switch setting (Thermostat Option Only)	+10°C over temperature set point
Dimensions	
Height x Width x Depth: mm (in)	500 x 200 x 138 (19.69 x 7.87 x 5.43)
Weight without packaging: kg (pounds)	7.5 (16.5)
other	
Installation orientation	vertical
Cooling water connection	Hose nipple 13mm (1/2")
Condensate discharge	Pipe d=12mm
Unit construction	steel
Corrosion protection	Galvanized steel, electrostatically powder coated (200°C) / stainless steel
Protective category (UL)	Type 12 / 3R4 / 4X (stainless steel)

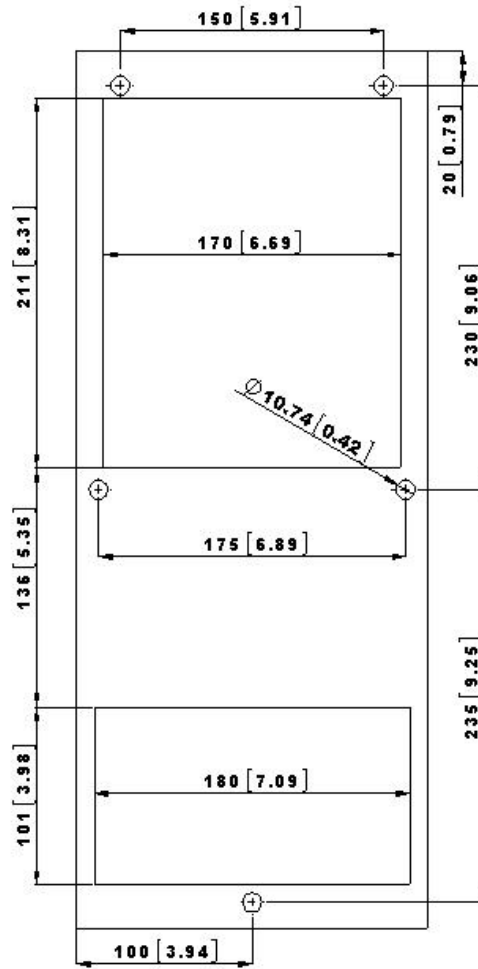
2. unit (main measurements)



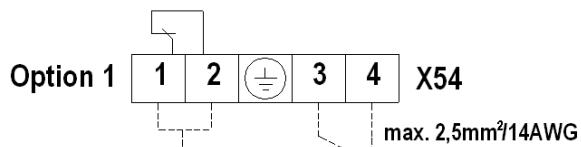
3. operational principle



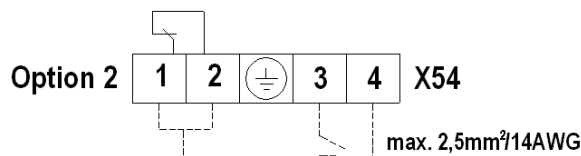
4. Mounting cut out



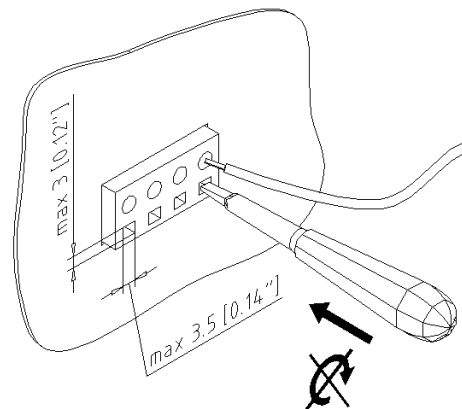
5. electrical connection (external)



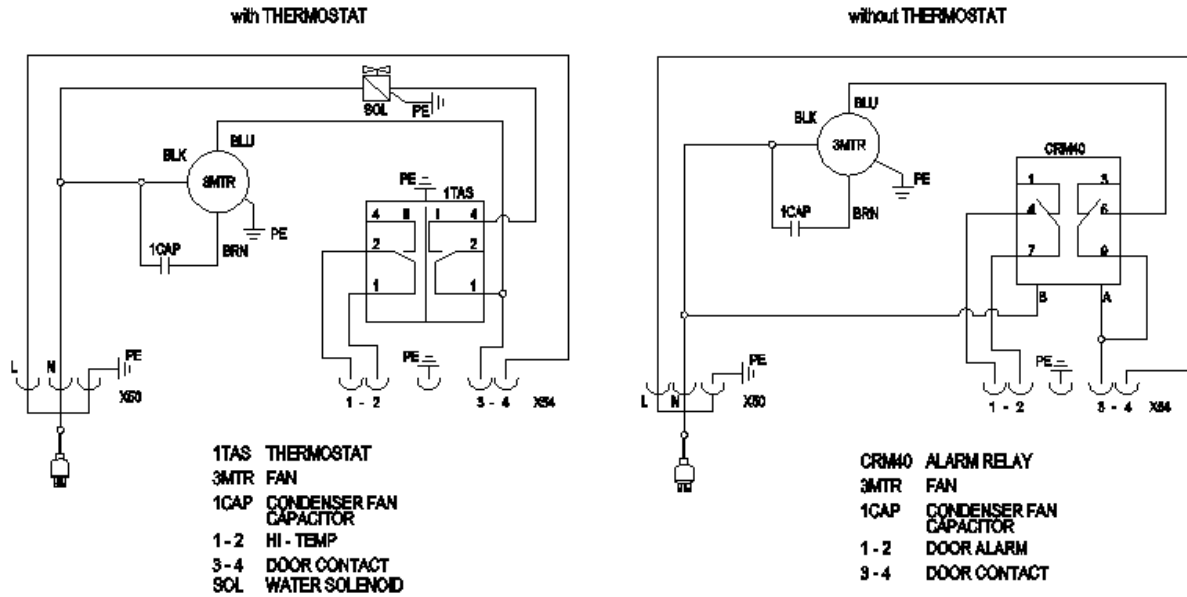
Cooling unit without thermostat or water valve
1 - 2 = Door Alarm
3 - 4 = Door Contact



Cooling unit with thermostat and water valve
1 - 2 = High Cabinet Temp Alarm
3 - 4 = Door Contact



6. Circuit Diagram (internal)



7. Spare parts

Please order your spare parts only with the *Pfannenberg*-parts-number.

115V Fan	1811100007	230V Fan	18811100009
Single solenoid valve	18715000000	thermostat	18713000001