

Chillers 19000–25000 W

EB 190 WT EB 250 WT

- robust industry standard
- fluid cooling with water, water/glycol mixtures and low-viscosity oils*
- steel housing with thick powder coating
- identical basic housing for oil and water cooling
- separate cooling circuit and hydraulic circuit
- equipped with a programmable control module that allows small hystereses of the temperature of the cooling medium
- integration of project-specific additional components is possible on request



Further options for the EB series chillers can be found on page 169.

* maximum viscosity 10 cSt (10 mm²/s) @ + 40 °C

Data	EB 190 WT	EB 250 WT	Unit
Article number	42031900001	42032500001	
Rated voltage ± 10%	AC 50 / 60		Hz
	400 / 460 3~		V
Cooling capacity (with pump) ¹	W18/L32	19 / 21	kW
	W10/L32	13.3 / 14.8	
Flow rate (pump) ²	50		l/min
Pressure (head) (pump)	3		bar
Ambient temperature range	+ 15 ... + 40 / + 59 ... + 104		
Control range (refrigerant outlet temperature)	+ 10 ... + 35 / + 50 ... + 95; factory setting + 18 / + 64		°C / °F
Target value tolerance	± 2		K
Refrigerant	R407C	10,000	g
Max. power consumption	10.7 / 13.7	12.3 / 15.7	kW
Max. current consumption	20.2 / 21.1	22.5 / 23.1	A
Starting current	123.9 / 126.2	148.2 / 152.8	
Control voltage	24 AC		V
Pre fuse T	on request	32	A
Volumetric airflow	external	11,800 / 12,980	m ³ /h
Tank volume	70	70	l
Connections (medium)	IG	1"	BSP
Noise level @ 50 Hz (EN ISO 3741)	< 73		dB (A)
Weight (without packaging)	380	400	kg
System of protection (enclosure electrical components)	IP 54		
Colour	RAL 7035, different colours available on request		
Accessories	Article number		Quantity
Hydraulic bypass	48000012865		
Flow switch	48000012866		
Aluminium filter	45000012763		
Wheels / Casters	45000012867		
20% Propyleneglycol pre-mix	45783000123		20 kg
20% Ethyleneglycol pre-mix	45783000125		20 kg

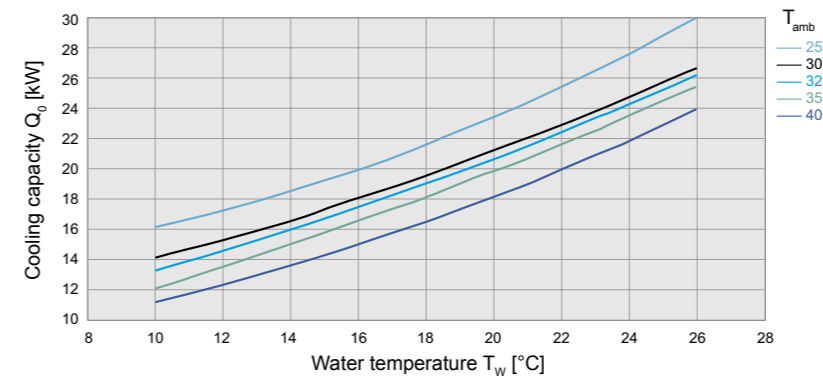
¹ cooling capacity incl. power loss in the pump, refrigerant (water + glycol 20% ethylene) outlet temperature + 18 °C, ambient temperature + 32 °C

² performance data based on 50 Hz operation

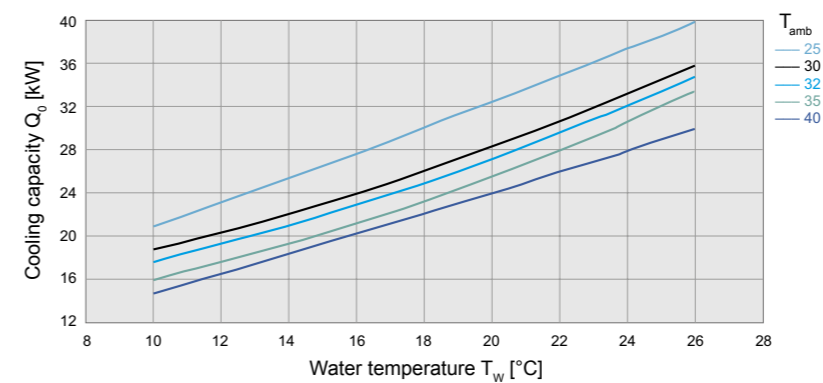
Approvals see page 139

Cooling capacity performance curves

EB 190 WT (50 Hz)¹

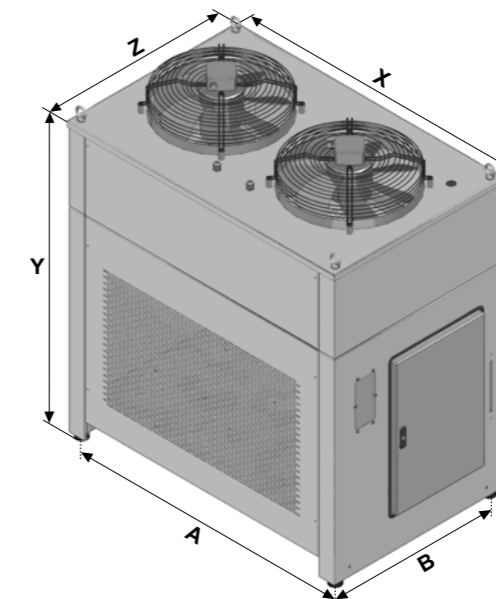


EB 250 WT (50 Hz)¹



Dimensions

mm	EB 190/250 WT
X	1230
Y	1410 ²
Z	790
A	1145
B	695



¹ the performance curves for the 60 Hz version can be obtained from your Pfannenberg advisor or at www.pfannenberg.com

² incl. fan